

SITL 2025 – Architectural technical regulations

1 – For all exhibitors (Equipped stands, bare stands, My Stand Maker):
Please consult our safety regulations on your Exhibitor Area.

2 – For space-only stands:

a) TECHNICAL FLOORPLAN

If you have technical restrictions on your location, please contact our exhibitor technical department before starting your stand design to receive your technical floorplan (Fire Hose Reel, connection channel, pillars, construction headroom...)

Contact : caroline.mezard@rxglobal.com

b) COMPLIANCE WITH ARCHITECTURAL REGULATIONS → before February, 17th 2025

Once your project is complete, send two dimensioned drawings showing the floor plan and elevation to:
ASTECH - tél : +33 (0)6 83 25 95 12 - pascal.redon@astech-prod.com

Our service provider will check compliance with architectural regulations.

c) TECHNICAL SERVICE ORDER / FEASIBILITY

Order your slings, fluids... to VIPARIS: [Manifestation home Viparis](#)

To finalize your order, a technical drawing will be requested.

This drawing is necessary not only to install your order, but also to study the feasibility of your project (especially for slinging).

The order will not be validated until the feasibility has been confirmed by VIPARIS.

d) FINAL APPROVAL

Your project will only be validated upon receipt of the ASTECH validation and confirmation of the project feasibility by VIPARIS.



Architectural technical regulations

Important: by signing your application form, you have undertaken to comply with and to ensure that all decorators, installers or contractors comply with all the clauses of the general regulations, including the time allotted for setup and dismantling.

The trade show organiser reserves the right to have the general installer modify or dismantle (at the exhibitor's expense) any installations that do not comply with the architectural regulations and which are likely to disturb neighbouring exhibitors or the public.

The technical team will check all the installations of the stands and may reject those that do not conform to the approved design.

Furthermore, the organiser reserves the right to have a certified inspection body issue a report certifying the stability of the stand structures at the exhibitor's expense.

Hanging elements/slings:

The suspended items to the Pavilion ceiling must only be installed by the VIPARIS technical service.

Orders must be taken on **VIPARISSTORE** :
[DECORATING MY STAND](#)

Hanging elements must comply with the architectural rules. Your hanging structures (or strung elements) must be inspected by a certified company in order to obtain a stability report.

Exhibitors must provide a certificate of compliance.

Virtual Visit 360:

Discover Paris Expo Porte de Versailles with the virtual visit:
[Paris Expo Porte de Versailles](#)
(click on the drop-down menu in Pavilion 1)

Architectural technical regulations

➤ **Stand constructions** must take into account the following heights* (from the ground) and clearances:

	Maximum high	Clearance	Rules
Construction <i>(Stand structures and decoration items)</i>	5.00m	1.00m	Clearance from the edges of the neighbour stand only, for constructions between 3.50m and 5m high .
Partitions/Shared partitions walls	2.40m min. 3.50m max.	/	The partitions facing neighboring stands must be smooth, plain, painted white or covered with white or grey wall fabric, without any type of signs, electric cables or wooden braces for assembling partitions.
Signs	6.00m	1.00m	Clearance from the edges of the neighbour stand only. Caution: a minimum distance of 1m must be observed between the top of the partitions / structures and the bottom of the suspended signage in order to have a maximum of visibility (no derogation available) Important: hung signage on the ceiling can only be installed by the VIPARIS Technical Services. Please, order to DECORATING MY STAND
Hanging sign structures	6.00m	1.00m	Open superstructure that can include the exhibitor's label or illuminated logo. Sign structures must be slung or only be attached to the structure by a light frame. Clearance from the edges of the neighbour stand only.
Lighting fixtures or truss lighting	6.00m <i>(according to feasibility of the pavilion)</i>	1.00m	Independent lighting fixtures hung above the stand structures are authorised. Clearance from the edges of the neighbour stand only.
Multi-level stands	/	/	Multi-level stands are prohibited
Vehicle / exposed material	5.00m <i>(if beyond, please contact us)</i>	1.50m from the aisle and 1m from neighbour partitions	<u>Please contact us for the arrival and the positioning on the booth</u>

*please ask your technical contact for the height restrictions specific to your spot.

Architectural technical regulations

STAND BOUNDARIES

No decorations, furnishings, signs or lighting may protrude from the boundaries of your stand.

CLEAR AISLES

Exhibitors must leave **the aisles clear** of all pipes, cables/wires or decorative elements, both on the ground and overhead. However, pipes and cables meeting the requirements of the organiser or the safety teams will be allowed to cross the stands if necessary.

STAND OPENINGS

Each side of a stand facing an aisle must have a **minimum opening of 50%**, in order to allow easy access to the stand, avoid disturbing neighbouring stands and to allow proper visibility and flow of visitor traffic.

The following may be considered as openings:

- Any decoration or furniture not exceeding 1.10m high, (ex: low partitions, plant, reception desk...)
- Any mobile element, over its entire height, allowing physical access to the stand.

Caution : Glazed partitions, windows/glazed doors or claustra will be not considerate as opening.

For any closing beyond, a clearance limit from the aisles of 2m must be respected.

STANDS OVER 200M²

Please contact the trade show's technical and safety advisor: afs@afsconseils.fr

REUSED STANDS

Reused stands are subject to the trade show's Architectural Regulations, just like newly built stands.

MULTI-LEVEL STANDS

Multi-level stands are prohibited.

DAMAGE

Exhibitors are responsible for any damage to the building's structures during the transport, installation or removal of their equipment made by themselves and/or companies working on their behalf.

Partitions/walls, floors, and pillars may not be drilled into, sealed, chased, cut or painted.

AWNINGS

If you wish to install an awning, you will first need to have the amount of coverage approved by our safety officer : afs@afsconseils.fr

FLOORING

Stands are delivered without carpet with the exception for stands installed by RX France (Ex Easy, Identity, Essentiel, Business..)

Exhibitors will be charged for any damage they cause to the existing floor. They are responsible for taking all necessary precautions (plastic, plywood, etc.) to protect the floor from risks, especially painting.

CLADDING ON POSTS

The cladding on pillar has a height of **4m**,

however it is possible to cover them up to 5m.

Exhibitors may use any part of the cladding to hang signs or decorative elements. At the end of the trade show, exhibitors must remove any elements attached with staples and ensure that all staples have been removed from the cladding. Pillars must not be drilled into or damaged. In the event of non-compliance, the exhibitor will be charged for repairs.

If you are using a stand designer, please send them this document so that they can take these regulations into account when designing your stand.

Architectural technical regulations

ATTRACTIONS/EVENTS, SOUND SYSTEMS AND ILLUMINATED SIGNS

All forms of attractions/events and sales activities are strictly prohibited outside the stand unless the exhibitor has reserved this type of visibility with the organiser. All light and sound advertising must be submitted to the organiser for approval, who may revoke the authorisation granted in the event of a disturbance to neighbouring exhibitors, the flow of visitor traffic or the trade show. Rotating and similar lights are not permitted. Illuminated signs or signage are permitted. Under no circumstances may they have strobe or flashing lights. Attractions/events must be declared to the organiser. The noise level coming from the stand must not exceed **70dB** at the stand boundary. The organizers reserve the right to determine the acceptable sound level in the event of complaints from other exhibitors.

EQUIPMENT IN OPERATION

Exhibitors wanting to present equipment in operation, must return the "Equipment in operation" form to the safety officer.

SMOKE VENTILATION CONTROL SYSTEMS AND FIRE FIGHTING SYSTEMS

Smoke ventilation control systems or fire extinguishers are placed on the peripheral walls or posts. Fire hose reels must be visible and accessible within a 1m radius. Intercoms must be kept clear at all times. Signs for these systems must always be visible.

TETHERED BALLOONS

Balloons inflated with a lighter-than-air gas (air or helium) and used as signs must comply with authorized heights and clearances **with a minimum setback of 0.50m from the aisles and 1.00m setback from the neighbour partitions**. If the balloon is inflated with helium, no storage of helium requirement will entitle the organizer cylinders (empty or full) will be authorized in the pavilion. It is also forbidden to re-pressurize the balloon while the public is present. If the balloon is illuminated, the envelope must have a M2 reaction to fire.

VEHICLE EXPOSED

Vehicles set up on the stand must have their tanks emptied of their fuel, the battery inaccessible to the public and a means of extinguishing adapted to the vehicle. For any further information, please contact our security manager: afs@afsconseils.fr

FIRE SAFETY INSPECTION

All installations must comply with the regulations issued by the Préfecture de Police. The General Commissioner will inspect all stand installations and may reject those that do not conform to trade show regulations. Due to the Fire Safety Inspection, stand setup must be completed the day before the exhibition opens.

WHEELCHAIR ACCESSIBILITY

All stands equipped with a technical floor higher than 2 cm which the public may have to climb must have a wheelchair ramp. It must be 0.90 m wide and have a slope of between 2% and 5%. The ramp must be integrated into the stand and not extend into the aisles.

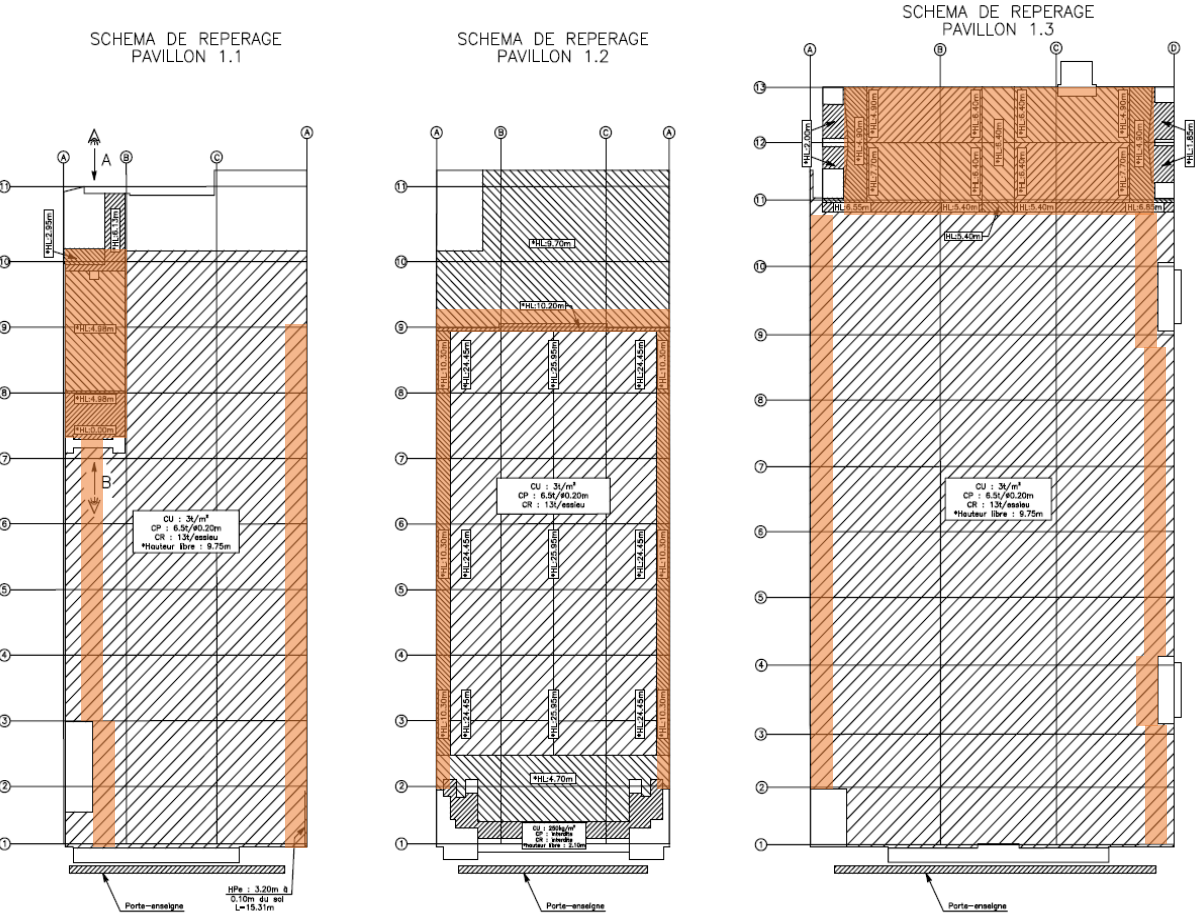
THE FIRE HOSE REEL

The fire hose reel must remain visible and accessible, and therefore must not be blocked by any casing, doors, curtains or decorative elements. However, a floating curtain of neutral colour will be tolerated in front of the device. A sign will be placed above the curtain (red plate, RIA in white lettering or pictogram, 40 cm x 15 cm).

It must be fully accessible, with a 1m wide path (at least) from the nearest aisle.

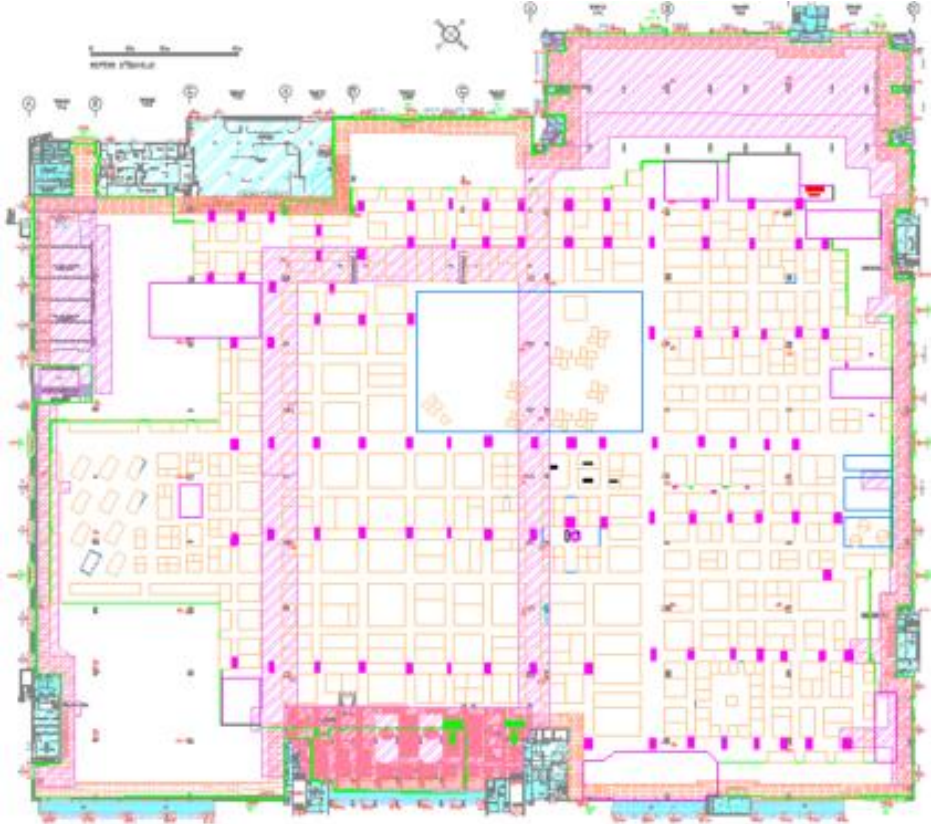
Architectural technical regulations

Special feature of pavilion 1 : ceiling technical ducts

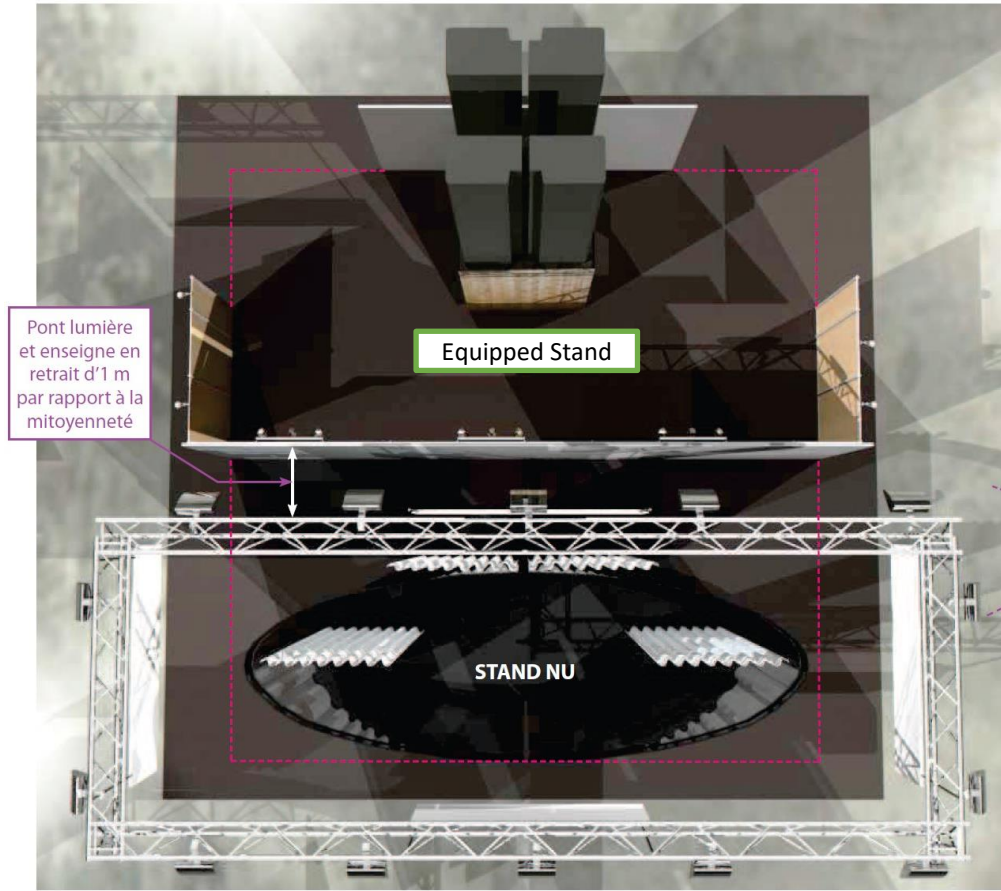


Please check with your commercial contact for height restrictions specific to your location

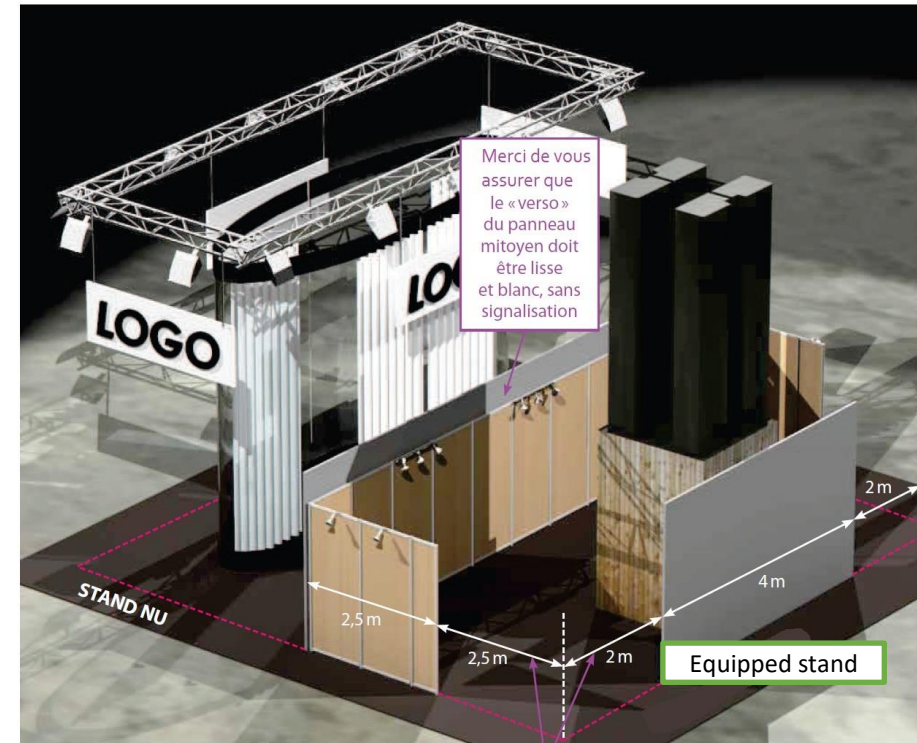
Stands located under the technical ducts of pavilion 1 must be accompanied by the VIPARIS exhibitors service to validate the feasibility of their projects for hanging at height and hanging signs on halyards.
Contact : **Mme Ashvina SULTOO** ashvina.sultoo@viparis.com



Architectural technical regulations



Visuel non contractuel




Visuel non contractuel

Le stand doit être ouvert d'au moins 50% sur chaque face

Architectural technical regulations

HALL POST CLADDING



FIRE HOSE REEL



POWER SUPPLY (power ≤ 20kW)





ELECTRICAL CABINET



CEILING AIR CONDITIONING DUCTS

(requiring a feasibility study with Viparis if you wish to sling a structure)



Example of the installation to sling a suspended sign (additional cost)

All floors are concrete

TECHNICAL HATCH

